



NITRA REGION

S A R I O

Slovak Investment
and Trade Development Agency

General Information

The Nitra region is situated in the southern part of Slovakia, geographically in the Podunajské lowlands. Only its northern part extends to the Štiavnické vrchy mountain range. The River Danube is its natural southern border. The most important Slovak rivers – Váh, Hron and Nitra – all irrigate the fertile soil of the Nitra region. The region shares a border with Hungary and neighbours the Slovak regions of Trnava, Trenčín and Banská Bystrica. In terms of ethnic structure, it is the most heterogeneous region in Slovakia. The Nitra region comprises 7 districts, 15 towns and 354 communities. More than 700 000 inhabitants live in the region, and the population density is 112 inhabitants per km².



Region (district)	Area (m ²)	Communities	Towns	Inhabitants	Population density (per km ²)
Komárno	1 100 270 416	41	3	107 037	97
Levice	1 551 140 685	89	4	118 695	77
Nitra	870 730 423	62	2	163 768	188
Nové Zámky	1 346 508 410	62	3	147 703	110
Šaľa	355 900 088	13	1	54 196	152
Topoľčany	597 685 642	54	1	74 054	124
Zlaté Moravce	521 176 666	33	1	43 045	83
Nitra region	6 343 412 330	354	15	708 498	112

Source: Statistical Office of the Slovak Republic, data as of 31 December 2005

Transport and Infrastructure

The Nitra region, as well as the rest of southern Slovakia, has a highly developed transport system. Although the region has an airport of only local importance that is able to handle charter flights, Bratislava's international airport is conveniently located about an hour's drive away. The biggest river harbor in Slovakia is located in the city of Komárno. The cities of Šurany and Nové Zámky are regional railway hubs, operating on the Bratislava – Budapest route and the Bratislava – Zvolen and Nitra – Zvolen routes. The region is well connected to the Hungarian railway network. The region's road infrastructure, mainly in the western part of the region, is of outstanding quality. Infrastructure is currently being developed in its eastern part as well, as a highway between the cities of Nitra and Banská Bystrica is expected to be built.

Telecommunication service providers include Slovak Telekom, a.s., which offers fixed lines, and T-Mobile Slovensko, a.s., Orange Slovensko, a.s., and Telefónica O2 Slovakia, s.r.o., all of which offer mobile services. Rates are the same all over the country. Gas and electricity supply rates are the same for each whole region. Water supply rates and sewage fees are independent and thus differ from region to region.

Economy and Industry

The Nitra region is oriented on both industry and agriculture. Thanks to its favourable geographic and climatic conditions, the region has in the past been predominantly oriented on agriculture and complementary production. Currently, almost all sectors are present and are concentrated in the most important cities in the region.

Structure of Industry

The main sectors include the paper, chemical and mechanical engineering industries. The distribution of industry in the region is of a specific nature, as individual industries are often concentrated in particular cities, which are thus becoming homogenous industrially. Šaľa for example, is the center of chemical production; Komárno is a ship-building area; Tlmače is becoming known as a home to the mechanical engineering industry. Only the industrial structure of the regional capital Nitra is strongly diversified. Electrotechnical production, thanks to several joint-ventures and the presence of daughter companies of foreign corporations, has increased its share in overall production. The most significant companies in the region include Volkswagen and Siemens.

Non-industrial Sectors in the Region

The Nitra region has the best conditions for agriculture in Slovakia. Its mild and dry climate and the soil of the highest quality are the best prerequisites for growing crops and corn. The region is also very well known for high quality wine production. Raw materials deposits are found in its northern part, where the Štiavnické vrchy mountain range has been a mining region since medieval times. However, the Nitra region in general is not an important source of raw materials.

Foreign Direct Investment

FDI inflow to the Nitra region is growing rapidly. A significant inflow was recorded in 2007, when FDI inflow to the region reached 24.2 bil. SKK, accounting for 3.1% of the FDI for all of Slovakia.

FDI inflow 2000 - 2007

Year	mil. SKK	mil. USD	% share of Slovakia	Exchange rate
2000	4 503	95.0	2.5	47.389
2001	7 626	157.3	3.3	48.467
2002	9 363	233.9	2.9	40.036
2003	11 627	353.2	3.3	32.920
2004	12 895	452.5	3.2	28.496
2005	13 790	431.6	3.3	31.948
2006	17 891	681.7	3.7	26.246
2007	24 205	979.4	3.1	24.713

Source: National Bank of Slovakia

Structure of companies according to the number of employees

Number of employees	0 – 19 ¹⁾		20 – 49		50 – 249		250 or more	
	Total	Share %	Total	Share %	Total	Share %	Total	Share %
Region								
Nitra	8 402	9.48	401	10.68	361	12.88	63	9.57
SR	88 635	100	3 754	100	2 802	100	658	100

1) Including companies where the number of employees is not available

Source: Statistical Office of the Slovak Republic, data as of 31 December 2007

Industrial Parks

Industrial parks in the Nitra region and some of the companies established within those parks.

Industrial park	City/Town	IP Area (in ha)	Type of IP
Industrial Park Levice Geňa	Levice	65	GF
Industrial Park Nitra	Nitra	210	GF
Industrial Park Zlaté Moravce	Zlaté Moravce	24	GF
Industrial Park Vrábľe	Vrábľe	23	GF
Industrial Park Topoľčany	Topoľčany	13,5	GF
Industrial Park Nové Zámky	Nové Zámky	43.4	GF

Source: SARIO

Caption: GF – greenfield, BF – brownfield, IP – Industrial park

Industrial park / Companies established within IP	Employees*	Sector	Product	Country of origin
---	------------	--------	---------	-------------------

Industrial Park Levice Geňa				
Nefab Packaging Slovakia, s.r.o.	120	Chemical	Wrapping materials	Sweden
SLOVINTEGRA ENERGY, s.r.o.	30	Energy	Heat and electricity	Slovakia
Safosa group	120-160	Cosmetics	Cosmetics, toothpaste	Italy
ZF SACHS Slovakia, a.s.	120	Mechanical engineering	Shock absorbers, stabilizers and clutches for passenger cars	Germany
Leaf Slovakia s.r.o.	200	Food-processing	Confectionery	The Netherlands
GLOBO EASTERN EUROPE, s.r.o.	49	Electrotechnical	Interior lighting	Austria
Arden Equipment Slovakia s.r.o.	18	Mechanical engineering	Equipment for construction machinery	France
Alcan Slovensko Extrusions s.r.o.	200	Metal processing	Soft casting mouldings for automotive industry	Canada
Camfil Aktienbolag s.r.o.	200	Mechanical engineering	Industrial and AC filters	Sweden
SCANDOLARA TUB-EST, s.r.o.	60	Plastics	Plastic toothpaste tubes	Italy

Industrial Park Nitra				
Visteon Slovakia, s.r.o.	400	Automotive	Automotive components	USA
Giesecke & Devrient Slovakia, s.r.o.	414	Chemical	Plastic chip cards	Germany

Keller Immobilienverwaltung s.r.o.	80	Mechanical engineering	Mechanical engineering	Germany
ICS Industrial Cables Slovakia, spol. s r.o	90	Electrotechnics	High voltage wiring	Slovakia
SONY SLOVAKIA, spol. s r.o.	360	Electrotechnics	Home appliances	Japan

Industrial Park Zlaté Moravce				
Estamp Slovakia s.r.o.	57	Metal processing	Moulded, cut and welded metal products for the automotive industry	Spain

Industrial Park Vráble				
Ka-group	1020	Automotive	Control systems	USA
SLOMEDICAL, s.r.o.	123	Medical	Medical equipment	Germany
Miba Steeltec s.r.o.	230	Mechanical engineering	Steel bar cutting, laser calcination, equipment production	Austria

Source: SARIO

* informative data – exact data not available

Industrial Park Topoľčany				
Pankl Racing System	140	Automotive	Rods for high performance motors	Austria

Source: SARIO

Significant Companies

Company	Country of origin	Employees	Sector/Product	Investment location
SE Bordnetze - Slovakia s.r.o.	Germany	2 693	Automobile wires	Nitra
SONY Slovakia	Japan	2 685	Assembly of digital electronics	Nitra
KROMBERG & Schubert s.r.o.	Austria	2 385	Cables	Kolárovo
SEWS Slovakia, s.r.o.	UK	2 251	Automobile wires	Topoľčany
RIEKER OBUV s.r.o.	Switzerland	2 134	Shoes	Komárno
SLOVENSKÉ ENERGETICKÉ STROJÁRNE a.s.	Slovakia	2 036	Turbines, hydraulic equipment	Tlmače
OSRAM Slovakia, a.s.	Germany	1 917	Electrotechnics	Nové Zámky
Západoslovenská Vodárenská spoločnosť a.s.	n.a.	1 550	Water distribution	Nitra
MATADOR Automotive Vrábľa	Slovakia	1 205	Automobile parts, tires	Vrábľa
Danfoss Compressors, spol. s r.o.	Denmark	1 200	Compressors	Zlaté Moravce
Hefra Vrábľa s.r.o.	Germany	1 200	Cables and plastics	Vrábľa
EUROOBUV s.r.o.	n.a.	1 100	Shoes	Komárno
TELEFLEX Automotive s.r.o.	USA	1 100	Cables and other car parts	Vrábľa
DECODOM s.r.o.	Slovakia	1 018	Furniture	Topoľčany
Heineken Slovensko, a.s.	Austria	765	Beverages	Nitra
Slovenská autobusová doprava Nové Zámky, akciová spoločnosť (v skratke: SAD Nové Zámky, a.s.)	Hungary	689	Passenger transport	Nové Zámky
INVEST IN a.s.	n.a.	600	Concrete	Šaľa
PLASTIKA a.s.	n.a.	524	Plastic products and pipes	Nitra
Duslo a.s.	n.a.	Unknown	Fertilizer	Šaľa

Zdroj: KOMPASS Slovakia, SARIO

Labour Market

The Nitra region registered almost 150 thousand employees in December 2006, most of which were employed in the industrial and services sectors.

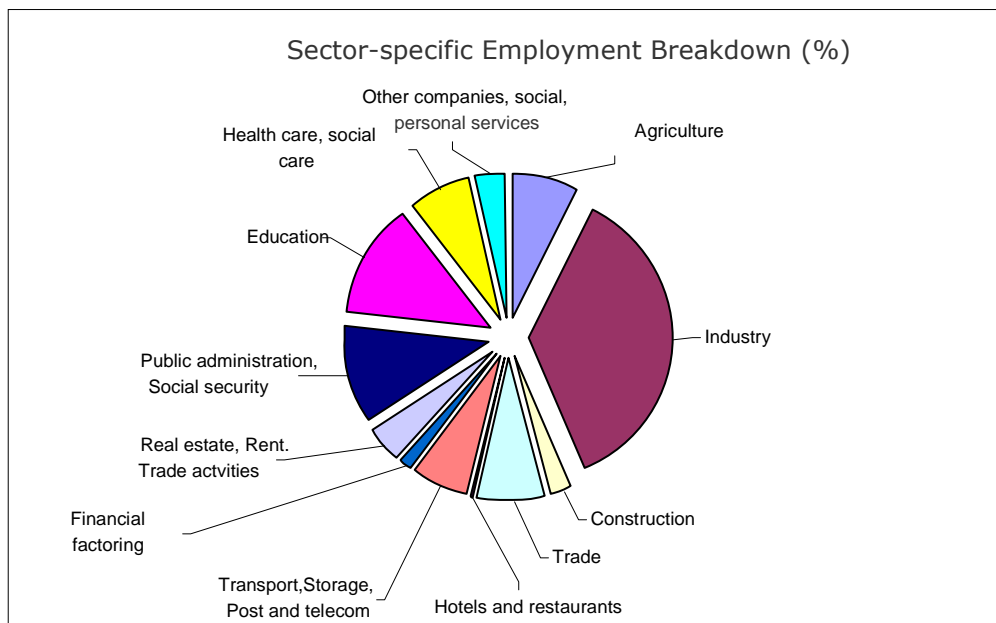
Employment

Number of employees and % share in sectorial classification

Sector	Employees	Share (%)
Agriculture	11 034	7.43
Industry	53 460	36.00
Construction	3 520	2.37
Trade	11 241	7.57
Hotels and Restaurants	711	0.48
Transport, Storage, Post and Telecommunications	9 687	6.52
Finance	2 060	1.39
Real Estate, Leasing and Business Activities	5 674	3.82
Public Administration and Defence, Compulsory Social Security	16 424	11.06
Education	19 162	12.90
Health Care and Social Welfare	10 666	7.18
Other Community, Social and Personal Service Activities	4 854	3.27
Nitra region	148 493	100.00

Data as of 31 December 2006
 Source: Statistical Office of the Slovak Republic

Sector-specific Employment Breakdown (%)



Data as of 31 December 2006
 Source: Statistical Office of the Slovak Republic

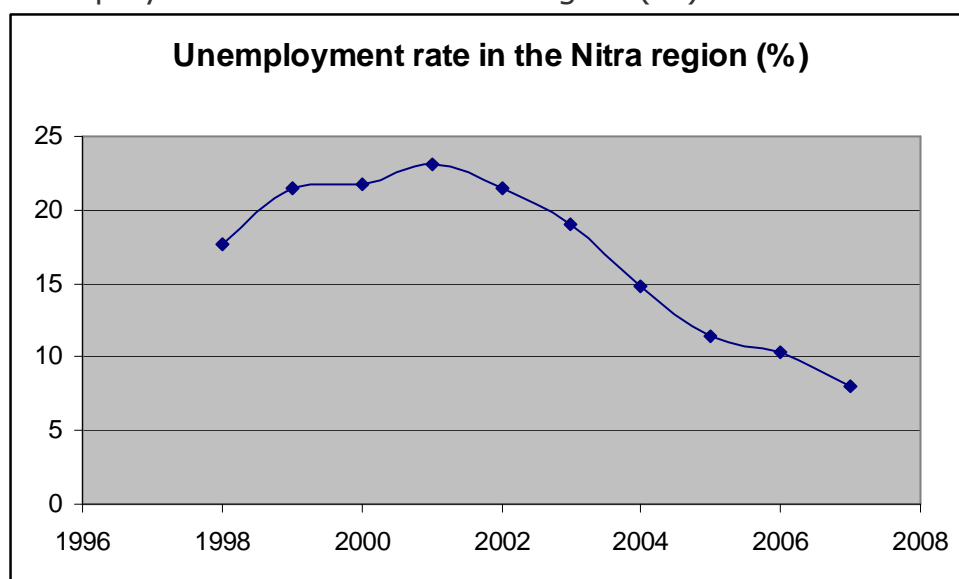
Unemployment

The unemployment rate has been steadily decreasing, particularly in the last few years. It reached 10.38 % in 2006 and 7.95 % in 2008. Besides the unemployed, there is a possibility of the economically active population in the region commuting to other regions or to neighbouring countries. In the case of the Nitra region this amounts to approximately 27 000 economically active inhabitants.

	Unemployment rate (%)
1998	17.64
1999	21.47
2000	21.73
2001	23.12
2002	21.51
2003	19.07
2004	14.80
2005	11.39
2006	10.38
2007	7.95

Source: Centre for Labour, Social Affairs and Family

Unemployment rate in the Nitra region (%)



Source: Centre for Labour, Social Affairs and Family

The following chart shows the data on the economically active population in the Nitra region, including the number of unemployed, their structure and the resulting unemployment rate.

District	Economically active population	The unemployed	of which		Available job applicants	Registered unemployment rate (%)
			women	graduates		
Komárno	48 462	4 192	2 167	177	3 773	7.78
Levice	55 868	8153	4 435	362	6 961	12.46
Nitra	80 532	4 503	2 398	314	3 810	4.73
Nové Zámky	69 668	6 903	3 855	319	5 972	8.57
Šaľa	26 719	2 631	1 519	126	2 366	8.86
Topoľčany	36 134	2 999	1 518	258	2 510	6.95
Zlaté Moravce	19 301	1 648	844	129	1 358	7.04
Nitra region	336 684	31 038	16 736	1685	26 750	7.95

Data as of 31 December 2007

Source: Centre for Labour, Social Affairs and Family

Wages and Salaries

Average monthly wage (salary) growth in SKK in the Nitra region

Year	SKK	USD	EUR
2002	13 067	288	306
2003	13 576	369	327
2004	14 912	462	372
2005	15 957	514	414
2006	17 444	587	468

Source: Statistical Office of the Slovak Republic, exchange-rate used based on central parity of the given year

Average monthly wage (salary) in SKK in specific sectors in 2006

The highest nominal salaries are being earned in finance, real estate and trade.

Sector	SKK	USD	EUR
Agriculture	15 220	512	409
Industry	17 642	594	474
Distribution of electricity, gas and water	22 986	773	617
Construction	18 083	608	485
Trade	18 799	633	505
Hotels and Restaurants	12 792	430	343
Transport, Storage, Post and Telecommunications	16 481	555	442
Finance	30 884	1 039	829
Real Estate, Leasing and Business Activities	20 035	674	538
Public Administration and Defence, Compulsory Social Security	17 821	600	478
Education	16 018	539	430
Healthcare and Social Welfare	15 623	526	419
Other Community, Social and Personal Service Activities	16 108	542	432
Nitra region	17 444	587	468

Source: Statistical Office of the Slovak Republic, exchange-rate used based on central parity of the given year

Average monthly wage (salary) in SKK by district in 2006

The following table shows average salaries by districts in the region, in companies with 20 or more employees. The highest average monthly wages (salaries) within the Nitra region are paid in the Nitra, Zlaté Moravce and Nové Zámky districts.

District	SKK	USD	EUR
Komárno	15 708	528	422
Levice	18 011	606	484
Nitra	18 390	619	494
Nové Zámky	16 368	551	439
Šaľa	19 237	647	516
Topoľčany	16 343	550	439
Zlaté Moravce	16 285	548	437
Nitra region	17 328	583	465

Source: Statistical Office of the Slovak Republic, exchange-rate used based on central parity of the given year

Education

The Nitra region has close to 122 000 students and pupils. Roughly 48% are represented by elementary school pupils, while 31% attend high school and more than 20.5% study at universities.

The following tables show the number of students and graduates in high schools last year, divided by sectors and the universities in the region.

Specialization/Field of study	Students	Graduates
Electrotechnics	2 016	482
Mechanical Engineering	3 964	1 184
Construction	921	284
Chemistry	656	213
Car construction and repair	558	202
Woodprocessing & Furniture	689	202
Transport & Tourism	216	79
Business Academy	6 096	1 290
General Education	11 075	2 114
Medical	820	250
Hotel Academy	2 539	677
Other	8 469	2 825
TOTAL	38 019	9 802

Source: Institute for Information and Forecasting in Education, school year 2007/2008

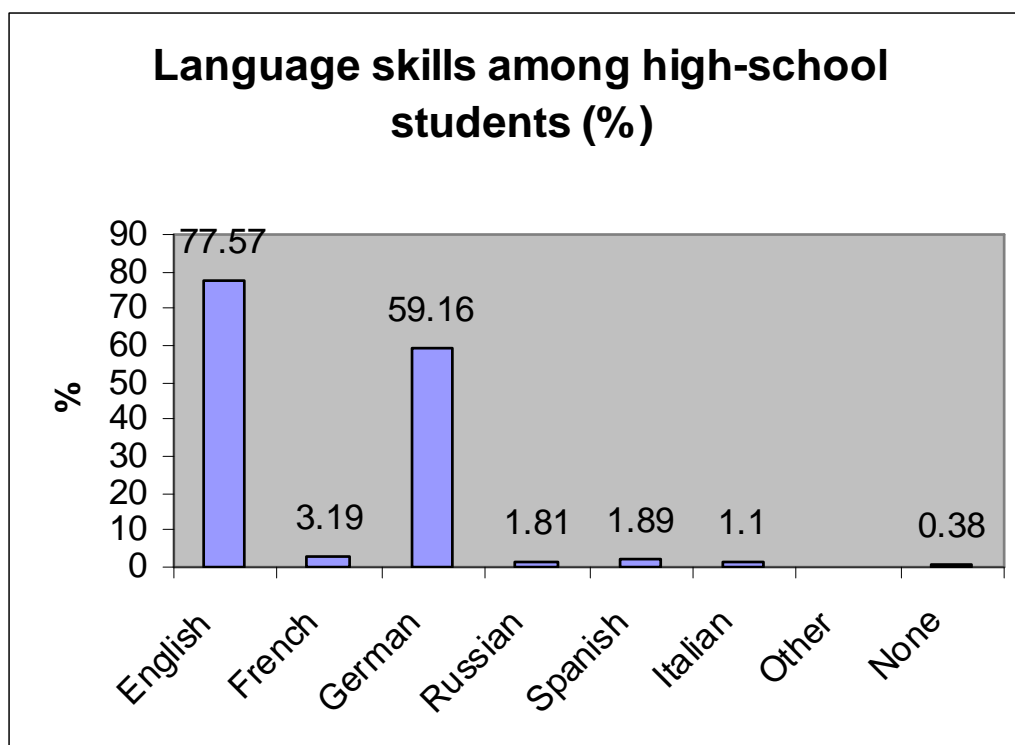
University, Faculty	Town	Students	Graduates
J. SELYE UNIVERSITY		2 384	337
Faculty of Reformed Theology	Komárno 1	69	12
Faculty of Economics	Komárno 1	1 039	85
Faculty of Pedagogy	Komárno 1	1 276	240
COMENIUS UNIVERSITY		126	34
Theological Seminary	Nitra	126	34
UNIVERSITY OF CONSTANTINE THE PHILOSOPHER		13 330	2 553
Faculty of Biology	Nitra 1	1 970	279
Faculty of Central European Studies	Nitra 1	953	132
Faculty of Philosophy	Nitra 1	5 056	817
Faculty of Social Sciences	Nitra 1	2 749	820
Faculty of Pedagogy	Nitra	2 602	505
SLOVAK UNIVERSITY OF AGRICULTURE		9 954	2 681
Faculty of Biotechnology and Food Industry	Nitra 1	867	246
Faculty of Economics and Management	Nitra 1	2 356	711
Faculty of Agrobiolgy and Food Sourcing	Nitra 1	2 337	762
Faculty of Automation	Nitra 1	1 338	239
Faculty of Gardencraft and Horticulture	Nitra 1	1 263	259
Faculty of European Studies and Regional Development	Nitra 1	1 793	464

Source: Institute for Information and Forecasting in Education, school year 2007/2008

Language skills

The following chart shows data on foreign language skills among high school students.

Language skills among high-school students (%)



Source: Institute for Information and Forecasting in Education, school year 2007/2008

Students and graduates attending bilingual high schools in the Nitra region

Town	Language	Students
Nitra	Slovak/Spanish	870

Source: Institute for Information and Forecasting in Education, school year 2007/2008



S A R I O

**Slovak Investment
and Trade Development Agency**

Slovak Investment and Trade Development Agency

Martinčekova 17
821 01 Bratislava
Slovak republic

Tel: +421 2 58 260 100
Fax: +421 2 58 260 109
e-mail: [**sario@sario.sk**](mailto:sario@sario.sk)



Best European Investment Promotion Agency
in High-Tech 2007 Award



www.sario.sk