



TRENČÍN REGION

S A R I O

Slovak Investment
and Trade Development Agency

General Information

The Trenčín region forms part of northwest Slovakia. Geographically it belongs to the Western Carpathian Mountains, and its most densely populated areas are concentrated on the banks of the River Váh. The region has a common border with four other regions of Slovakia—Žilina, Banská Bystrica, Nitra and Trnava—and the Czech Republic forms the western border of the region.

In the western part of the region are the Biele Karpaty (White Carpathian) Mountains and the Považie Valley. This valley accommodates the majority of region's population, and all important transport connections pass through it. The Trenčín region has a qualified labour force, good conditions for the development of tourism and developed industries. The region is one of the smallest Slovak regions, with a population of 600 000 inhabitants and a population density of 133 inhabitants per km². The region comprises 9 districts, 18 towns and 276 villages.



Region (district)	Area (m2)	Communities	Towns	Inhabitants	Population density (per km2)
Bánovce n. Bebravou	461 856 431	43	1	38 190	83
Ilava	358 493 443	21	3	61 251	171
Myjava	327 445 777	17	2	28 376	87
Nové Mesto n. Váhom	579 991 050	34	2	62 966	109
Partizánske	301 162 309	23	1	47 454	158
Považská Bystrica	462 973 050	28	1	64 549	139
Prievidza	959 757 669	52	4	139 238	145
Púchov	375 347 283	21	1	45 601	121
Trenčín	674 823 860	37	3	112 761	167
Trenčín region	4 501 850 872	276	18	600 386	133

Source: Statistical Office of the Slovak Republic, data as of 31 December 2005

Transport and Infrastructure

There is very well developed road and railway system in the Trenčín region. However, it does not have an international airport. International railroads cross the region on the Hungary/Austria – Bratislava – Trenčín – Košice – Poland route. The region is also connected to Czech Republic through a regional railroad from Trenčín to Brno. The main road corridor forming a major part of the highway from Bratislava to Trenčín passes through the region. This highway connection was completed by the end of 2005.

The suppliers of telephone services are Slovak Telekom, a.s., which offers fixed lines, and T-Mobile Slovensko, a.s., Orange Slovensko, a.s., and Telefónica O2 Slovakia, s.r.o., all of which offer mobile services. Rates are the same all over the entire Slovak Republic. Gas and electricity supply rates are the same for each whole region. Water supply rates and sewage fees are independent and thus differ from district to district.

Economy and Industry

In terms of economic structure, the Trenčín region can be characterised as an industrial region. It has a long tradition of industry, especially in the chemistry, textiles and machinery sectors. Nowadays, it ranks among the strongest economic regions of Slovakia.

It is especially active in the small and medium enterprise sector, in which there are over 6500 business entities registered in the region.

Structure of Industry

The most important industrial sectors are machinery, textiles and chemistry (especially rubber industry). Machinery production was once oriented on weapons and at present is undergoing a significant overhaul. The textile industry continues, however, and is well known throughout Slovakia, particularly for its internationally famous trade fair, known as Trenčín, Town of Fashion. The chemical industry is concentrated in the Púchov district, which is home to a producer of tyres.

New progressive sectors are currently developing in the region. The electronics industry based in Nová Dubnica now forms more than 75% of that town's industry. Foreign investors can be found behind the intensive investment into the production of cables and operators.

Non-industrial Sectors in the Region

Thanks to the region's geographical features, forestry has a strong economic position within the region. Forests of beeches, oaks and pines cover almost 49% of its whole area. Agriculture is best developed in the Prievidza district.

Natural resources in the Trenčín region are rich and various, with deposits of lignite in Handlová as well as other building raw materials, such as dolomite, limestone, gravel sand and brick-clay. Mineral water reserves that serve as the basis for the existence of several spas are also very important to the region.

Foreign Direct Investment

FDI inflow to the Trenčín region is growing rapidly. A significant inflow was recorded in 2003 and again 2007, when FDI inflow to the region reached 36.24 mld. SKK, which accounted for 4.6% of FDI for all of Slovakia.

FDI inflow 2000 - 2007

Year	mil. SKK	mil. USD	% share of Slovakia	Exchange rate
2000	6 749	142.4	3.8	47.389
2001	7 099	146.5	3.0	48.467
2002	9 579	239.3	3.0	40.036
2003	14 272	433.5	4.1	32.920
2004	17 408	610.9	4.4	28.496
2005	21 213	664.0	5.0	31.948
2006	23 250	885.8	4.8	26.246
2007	36 238	1 466.4	4.6	24.713

Source: National Bank of Slovakia

Structure of companies according to the number of employees

Number of employees	0 – 19 ¹⁾		20 – 49		50 – 249		250 or more	
	Total	Share %	Total	Share %	Total	Share %	Total	Share %
Trenčín	8 547	9.64	404	10.76	321	11.46	102	15.50
SR	88 635	100	3 754	100	2 802	100	658	100

1) Including companies where the number of employees is not available

Source: Statistical Office of the Slovak Republic, data as of 31 December 2007

Industrial parks

Industrial parks in the Trenčín region and some of the companies established within those parks.

Industrial park	City/Town	IP Area (in ha)	Type of IP
Dubnica Industrial Area	Dubnica	200	GF
Ilava Industrial Area	Ilava	17	GF
Priemysel'ny park Javorinská Myjava	Myjava	16	GF
Industrial Park Partizánske	Partizánske	50	GF
Industrial Park Prievidza - west	Prievidza	48	GF
Industrial Zone in Trenčín	Trenčín	110	GF

Source: SARIO

Caption: GF – greenfield, BF - brownfield

Industrial park / Companies established within IP	Employees*	Sector	Product	Country of origin
---	------------	--------	---------	-------------------

Dubnica Industrial area				
DAE JUNG s.r.o.	100	Mechanical engineering	Automotive components	Korea
Delta Energy Systems (Slovakia) s.r.o.	500	Electrotechnics	Products for IT, telecommunication, solar energy, medical industry	Taiwan

Ilava Industrial area				
LEONI	1500	Electrotechnics	Cables for automotive industry	Germany
Visteon HCC	500	Mechanical engineering	Automotive components	USA

Javorinská Myjava Industrial area				
Kodreta	100	Mechanical engineering	Constructions for advertisements and metal parts for furniture	Slovakia
SG FIX s.r.o.	30	Mechanical engineering	n.a.	Slovakia

Source: SARIO

* informative data, exact data not available

Significant Companies

Company	Country of origin	Employees	Sector/Product	Investment location
Hornonitrianske Bane Prievidza	Slovakia	4 154	Coal Mining	Prievidza
Leoni Autokabel Slovakia spol s r.o.	Germany	3 409	Cable assembly for the automotive industry	Trenčín
YAZAKI SLOVAKIA, spol. s r.o.	Japan	3 094	Cable hardness	Prievidza
MAKYTA a.s.	Slovakia	2 669	Clothing	Púchov
PRIMA ZDROJ Považská Bystrica	Slovakia	2 020	Grocery Stores	Považská Bystrica
Gabor s.r.o.	Germany	1 817	Shoes	Bánovce nad Bebravou
RIALTO s.r.o.	Italy	1 558	Shoes	Partizánske
Rona a.s.	Czech Republic	1 409	Glass products	Lednické Rovne
VULKAN a.s.	n.a.	1 334	Rubber products	Partizánske
EMERSON akciová spoločnosť	Netherland	1 215	Mechanical engineering	Nove Mesto nad Váhom
Sauer - Danfoss a.s.,	Germany	1 141	Hydro technology	Považská Bystrica
Continental Matador Truck Tires s.r.o.	Germany	1 099	Tyres	Púchov
PSL a.s.	n.a.	1 009	Bearings	Považská Bystrica
EMERSON ELECTRIC SLOVAKIA spol. s r.o.	Netherland	986	Electrotechnics	Nove Mesto nad Váhom
Nestlé Slovensko s.r.o.	Switzerland	834	Food stuffs	Prievidza
Leoni Slovakia spol s r.o.	Germany	705	Cables	Nová Dubnica
Power One s.r.o.	Switzerland	700	Electrotechnics	Dubnica nad Váhom
TRENS, a.s.	Cyprus	659	Metal machinery cutting	Trenčín
SaarGummi Slovakia s.r.o.	Luxembourg	657	Elastomer sealing	Dolné Vestenice
DELTA Electronics s.r.o.	Thailand	605	Electronics	Nová Dubnica

Zdroj: KOMPASS Slovakia, SARIO

Labour Market

The Trenčín region registered almost 150 thousand employees in December 2006, most of which were employed in the industrial and services sectors.

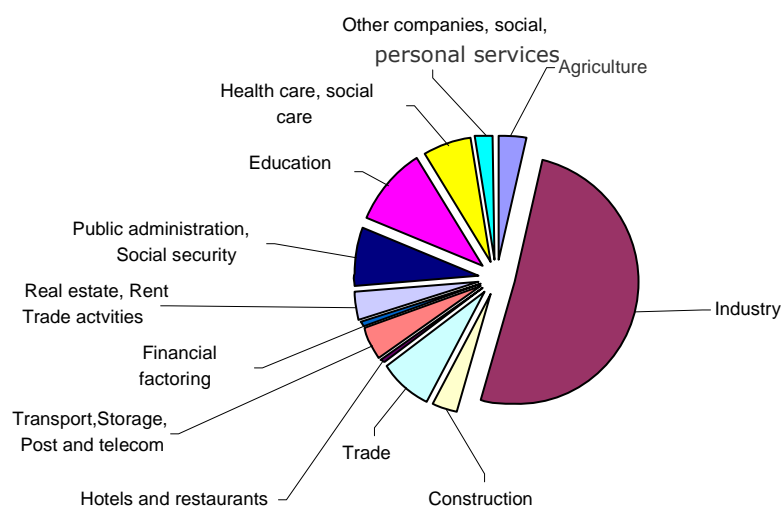
Employment

Number of employees and % share in sectorial classification

Sector	Employees	Share (%)
Agriculture	5 337	3.59
Industry	75 536	50.82
Construction	4 404	2.96
Trade	10 459	7.04
Hotels and Restaurants	686	0.46
Transport, Storage, Post, Telecommunications	6 169	4.15
Finance	1 517	1.02
Real Estate, Leasing, Business Activities	4 817	3.24
Public Administration, Defence, Compulsory Social Security	11 677	7.86
Education	15 096	10.16
Healthcare and Social Welfare	9 749	6.56
Other Community, Social and Personal Service Activities	3 175	2.14
Trenčín region	148 622	100

Source: Statistical Office of the Slovak Republic, data as of 31 December 2006

Sector-specific Employment Breakdown (%)



Source: Statistical Office of the Slovak Republic, data as of 31 December 2006

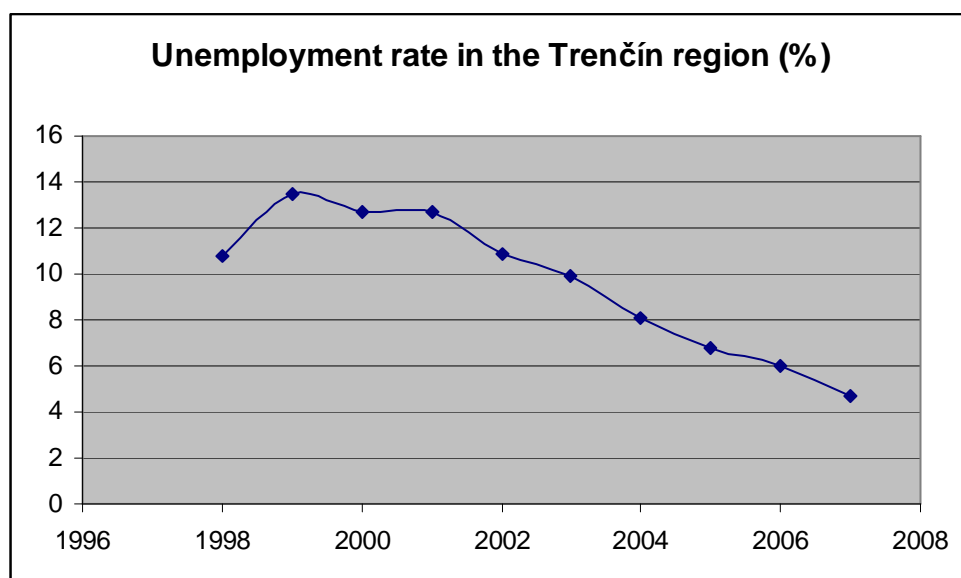
Unemployment

The unemployment rate has been steadily decreasing, particularly in the last few years. It reached 5.99 % in 2006 and 4.66 % in 2007. Besides the unemployed there is a possibility of the economically active

population in the region commuting to other regions or to neighbouring countries. In the case of the Trenčín region, this amounts to approximately 22 000 economically active inhabitants.

Year	Unemployment rate (%)
1998	10.81
1999	13.50
2000	12.67
2001	12.70
2002	10.91
2003	9.87
2004	8.09
2005	6.80
2006	5.99
2007	4.66

Source: Centre of Labour, Social Affairs and Family



Source: Centre of Labour, Social Affairs and Family

The following chart shows data on the economically active population in the Trenčín region as well as the number of job applicants, their structure and the resulting unemployment rate.

District	Economical ly active population	The unemploye d	of which		Available job applicant s	Registered unemployment rate (%)
			Women	Graduates		
Bánovce nad Bebravou	18 761	1 211	585	97	1 015	5.41
Ilava	31 096	1 072	657	117	872	2.80
Myjava	14 040	653	322	48	595	4.24
Nové Mesto nad Váhom	31 335	1 520	748	112	1 272	4.06
Partizánske	23 660	2 032	1013	156	1 696	7.17
Považská Bystrica	31 328	1 915	1045	159	1 665	5.31

Prievidza	69 959	5 226	2918	386	4 622	6.61
Púchov	22 904	928	444	67	803	3.51
Trenčín	57 183	1 718	947	157	1 451	2.54
Trenčín region	300 266	16 275	8678	1299	13 991	4.66

Data as of 31 December 2007

Source: Centre of Labour, Social Affairs and Family

Wage and Salaries

Average monthly wage (salary) growth in SKK in the Trenčín region

Year	SKK	USD	EUR
2002	13 086	288	306
2003	14 054	382	341
2004	15 539	482	388
2005	16 607	535	430
2006	18 194	612	488

Source: Statistical Office of the Slovak Republic, Exchange rate used based on central parity of the given year

Average monthly wage (salary) in SKK in specific sectors in 2006

The highest nominal salaries are being earned in finance, public administration and construction.

Sector	SKK	USD	EUR
Agriculture	15 766	530	423
Mining	19 373	652	520
Industry	18 791	632	504
Construction	18 337	617	492
Distribution of electricity, gas and water	24 752	833	664
Trade	16 259	547	436
Hotels and Restaurants	9 398	316	252
Transport, Storage, Post, Telecommunications	19 813	667	532
Finance	30 227	1 017	811
Real Estate, Leasing, Business Activities	23 286	784	625
Public Administration, Defence, Compulsory Social Security	18 384	619	494
Education	15 653	527	420
Health Care and Social Welfare	14 878	501	399
Other Community, Social and Personal Service Activities	14 299	481	384
Trenčín region	18 194	612	488

Source: Statistical Office of the Slovak Republic, Exchange rate used based on central parity of the given year

Average monthly wage (salary) in SKK according to districts in 2006

The following table shows average salaries by districts in the region, in companies with 20 or more employees. The highest average monthly wage (salary) within the Trenčín region is paid in the Púchov, Nové Mesto nad Váhom and Trenčín districts.

District	SKK	USD	EUR
Bánovce nad Bebravou	14 934	502	401
Ilava	17 396	585	467
Myjava	17 179	578	461
Nové Mesto nad Váhom	18 822	633	505
Partizánske	14 320	482	384
Považská Bystrica	18 184	612	488
Prievidza	18 013	606	484
Púchov	20 279	682	544
Trenčín	18 747	631	503
The region of Trenčín	17 993	605	483

Source: Statistical Office of the Slovak Republic, Exchange rate used based on central parity of the given year

Education

The Trenčín region has close to 92 000 students and pupils. Roughly 56% are represented by elementary school pupils, while 32% attend high school and slightly less than 11% study at universities.

The following tables show the number of students and graduates in high schools last year, divided by sectors and the universities in the region.

Specialization/Field of study	Students	Graduates
Electrotechnics	2 178	777
Mechanical Engineering	5 597	1 669
Construction	1 050	309
Chemistry	970	257
Car construction and repair	1 055	377
Woodprocessing & Furniture	187	77
Transport & Tourism	1 748	385
Information Systems	276	131
Business Academy	2 685	587
General Education	8 973	1 800
Medical	802	230
Hotel Academy	2 497	628
Other	4 723	1 469
TOTAL	30 287	7 788

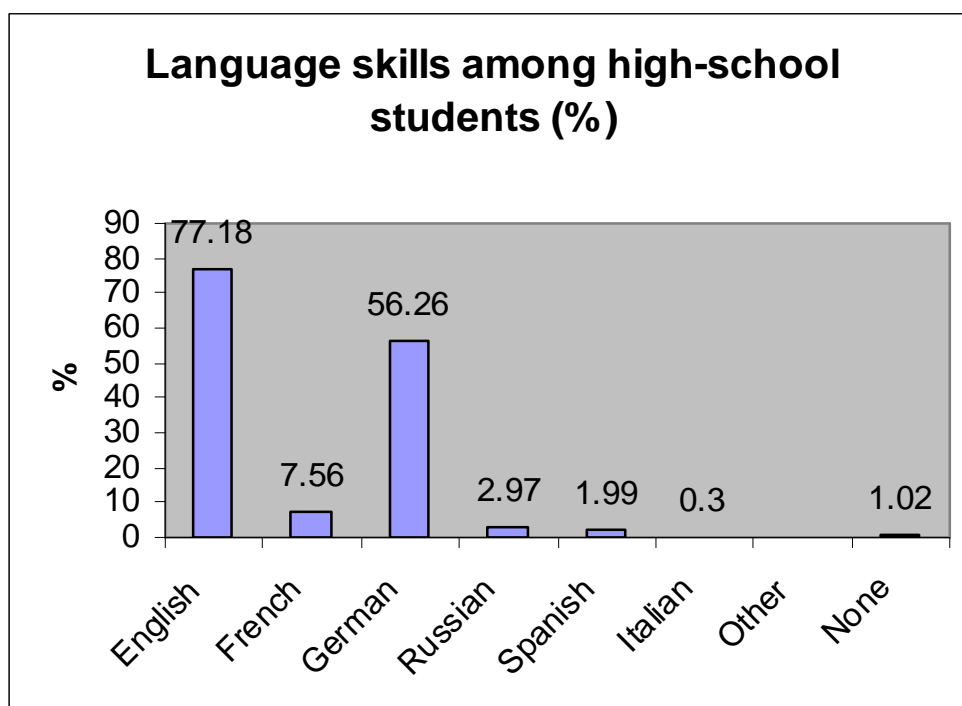
Source: Institute for Information and Forecasting in Education, School year 2007/2008

University, Faculty	Town	Students	Graduates
TECHNICAL INSTITUTE DUBNICA NAD VÁHOM		2 245	0
Electrotechnical faculty	Dubnica nad Váhom	2 245	0
UNIVERSITY OF TRENČÍN OF ALEXANDER DUBČEK		6 135	729
Industrial Technologies	Púchov	520	121
Special Technology	Trenčín	457	85
Mechatronics	Trenčín	1 141	197
Medical	Trenčín	782	103
Social and Economic Relations	Trenčín	3 758	299
CITY UNIVERSITY		1 301	80
Management	Trenčín	1 301	80

Source: Institute for Information and Forecasting in Education, School year 2007/2008

Language skills

The following chart shows the data on foreign language skills among high school students.



Source: Institute for Information and Forecasting in Education, School year 2007/2008

Students and graduates attending bilingual high schools in the Trenčín region.

Town	Language	Students
Nové Mesto nad Váhom	Slovak/Spanish	120
Prievidza	Slovak/German	984
Trenčín	Slovak/French	1 054

Source: Institute for Information and Forecasting in Education, School year 2007/2008



S A R I O

**Slovak Investment
and Trade Development Agency**

Slovak Investment and Trade Development Agency

Martinčekova 17
821 01 Bratislava
Slovak republic

Tel: +421 2 58 260 100
Fax: +421 2 58 260 109
e-mail: [**sario@sario.sk**](mailto:sario@sario.sk)



Best European Investment Promotion Agency
in High-Tech 2007 Award



www.sario.sk