

# Why SLOVAKIA

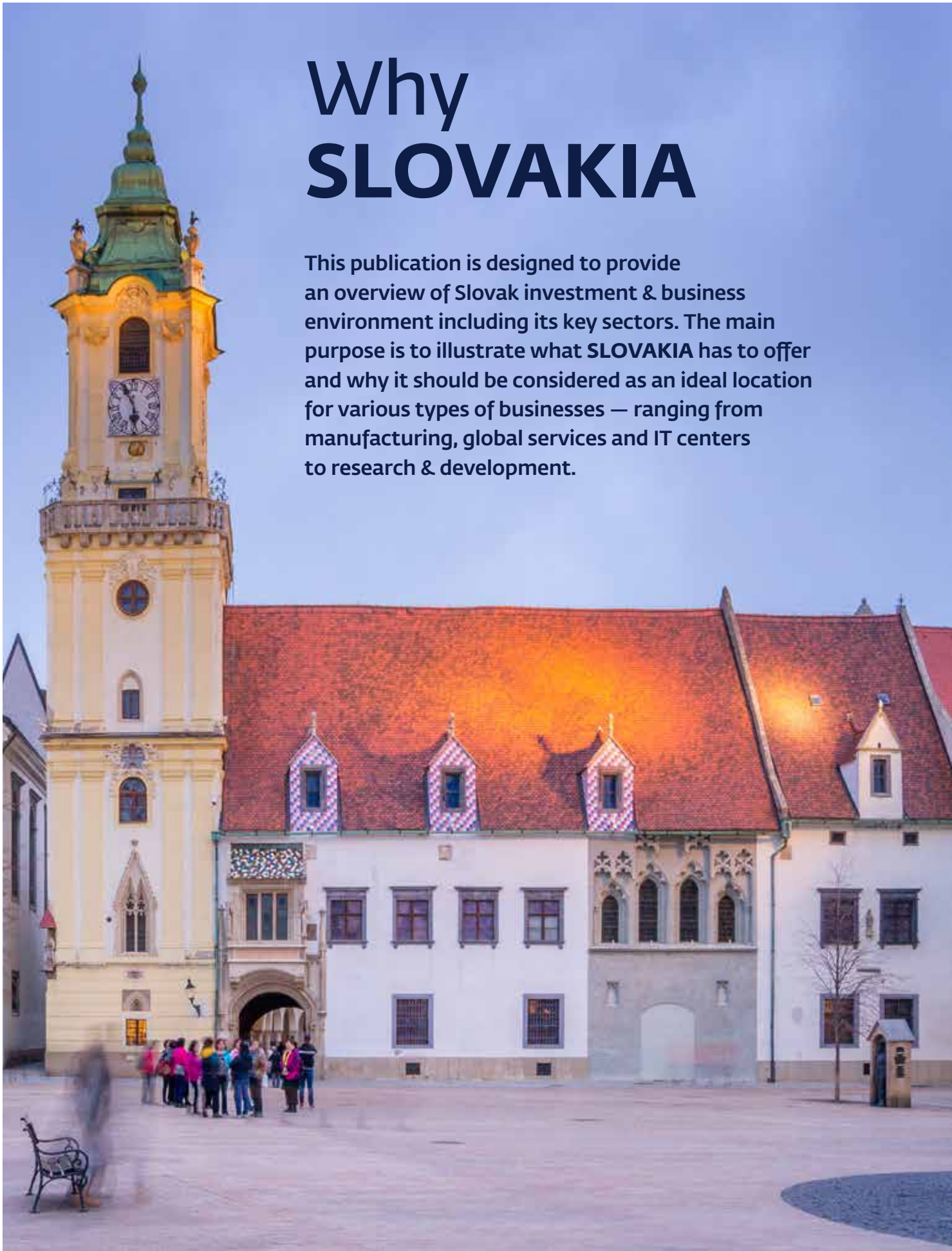


Key Facts  
Why SLOVAKIA  
Should Be Your  
Next Investment  
Destination



# Why SLOVAKIA

This publication is designed to provide an overview of Slovak investment & business environment including its key sectors. The main purpose is to illustrate what **SLOVAKIA** has to offer and why it should be considered as an ideal location for various types of businesses — ranging from manufacturing, global services and IT centers to research & development.



# Closer Than You Think

## GENERAL INFORMATION

**Total Area** 49,035 km<sup>2</sup>  
**Population** 5.4 million  
**Capital City** Bratislava  
**Member Of** European Union, Eurozone, Schengen Area, OECD, WTO, NATO  
**Time Zone** GMT +1 hour

**SLOVAKIA** is situated in the geographical center of Europe and is accessible from all key European economic hubs. As a fully integrated EU member, Slovakia is a part of its internal market, which means that around 500 million EU citizens can be easily accessed.



BRATISLAVA

600 million  
clients in radius  
of 2,000 km





# 10 REASONS



## Why to Consider **SLOVAKIA** as Your Investment Destination



**SLOVAKIA** offers a competitive business environment including several distinctive features, which set Slovakia apart from other CEE (Central & Eastern Europe) countries and thus represent a unique value proposition for investors.



1

#### **LOCATION**

Strategic location in the heart of Europe with great export potential

2

#### **SAFETY & STABILITY**

One of the safest and politically most stable countries in Europe

(source: Credit Insurance Group Credendo)

3

#### **EUROZONE**

A member of the Eurozone since 2009 as one of the few in Central & Eastern Europe

4

#### **QUALIFIED WORKFORCE**

Cost-effective, skilled and loyal labour force with excellent multilingual skills

5

#### **PRODUCTIVITY**

The highest labour productivity rate in Central & Eastern Europe

(source: OECD)

6

#### **INVESTOR-FRIENDLINESS**

Slovak government is continuously increasing the quality of local business & investment environment

7

#### **INNOVATIVE ECOSYSTEM**

The highest share of higher added-value jobs in CEE, ready for new investments into R&D and innovation

8

#### **OPENESS**

One of the most export oriented and open economies in the EU

(source: Eurostat)

9

#### **DEVELOPED INFRASTRUCTURE**

Developed and steadily growing infrastructure network with regards to road, railway & flight connections

10

#### **INCENTIVES**

Attractive investment incentives scheme and special tax regimes for R&D activities

# Macroeconomic Overview

**SLOVAKIA** is experiencing an ongoing economic expansion, driven by continually increasing domestic demand, as well as booming investments — domestic and foreign. Generally, since 2010 Slovak economy has been growing faster than EU average and is expected to achieve one of the highest growth rates also in nearest future.



Slovak economy has been growing also in the terms of quality. Between 2010 and 2020 **SLOVAKIA** experienced the highest average growth of added value in the industrial production in the CEE.

## REAL GDP GROWTH (%)




\*All EU countries experienced negative growth in 2020 due to global pandemic. Sources: GDP Growth Data: European Commission, European Economic Forecast Summer 2021; Credit Ratings Data: S&P, Moody's, Fitch, OECD (2021); Indebtedness Data: Eurostat (2020); Economy Openness Data: Eurostat (2020); Improving Business Environment: SARIO (2021)





## UNEMPLOYMENT RATE (%)



## COUNTRY CREDIT RATINGS



# Continually Improving Business Environment

There are several recent activities and measures introduced by the Slovak government to increase the quality of the Slovak business & investment environment.



**2013**

Introduction of RIS3 smart national R&D strategy



**2015**

Introduction of R&D related tax regime — R&D superdeduction



**2015**

Launch of official dual education system



**2017**

Decreased corporate income tax rate to 21%





**2018**

New attractive investment incentives scheme

---



**2019**

Electricity price discount for energy-intensive manufacturers

---



**2020**

Increase of R&D tax deduction rate to 200%

---



**2021**

Introduction of '1 year — 1 set of rules principle' — new legislation on taxes & social contributions always enters into force by January 1

---






















**2022**

Introduction of Kurzarbeit — Mechanism for ensuring retention of jobs during the crisis



# One of the Lowest Indebtedness in Eurozone

Healthy governmental and corporate finances are linked to low risk of implementation of austerity measures which would negatively affect business and private sector.

1	47.3	55.1	 Lithuania
2	43.5	67.2	 Latvia
3	18.2	97.8	 Estonia
4	80.8	68.7	 Slovenia
5	60.6	91.5	 SLOVAKIA
6	69.8	104.6	 Germany
7	54.3	121.9	 Malta
8	83.9	120.1	 Austria
9	69.2	146.6	 Finland
10	120	129.5	 Spain
11	59.5	202.1	 Ireland
12	155.8	106.6	 Italy
13	115.7	152.6	 France
14	133.6	149.5	 Portugal
15	54.5	233.2	 Netherlands
16	114.1	181.2	 Belgium
17	205.6	110.4	 Greece
18	24.9	318.7	 Luxembourg
19	118.2	259.1	 Cyprus

● GOVERNMENTAL DEBT (% OF GDP) ● PRIVATE SECTOR DEBT (% OF GDP)

Source: Eurostat, 2020





# The Most Open Economy in the EU

## EXPORT (% OF GDP)

**1<sup>ST</sup> PLACE IN EU**



**EXPORT OF  
GOODS**

**4<sup>TH</sup> PLACE IN EU**

85.7%

**EXPORT OF  
GOODS & SERVICES**

## The World Bank Ranking

Nº **1**

SLOVAKIA ranks as no. 1 globally in Ease Of Trading Across Borders reflecting the time and cost associated with the logistical process of exporting/importing goods.

## International Chamber of Commerce Ranking

Nº **12**

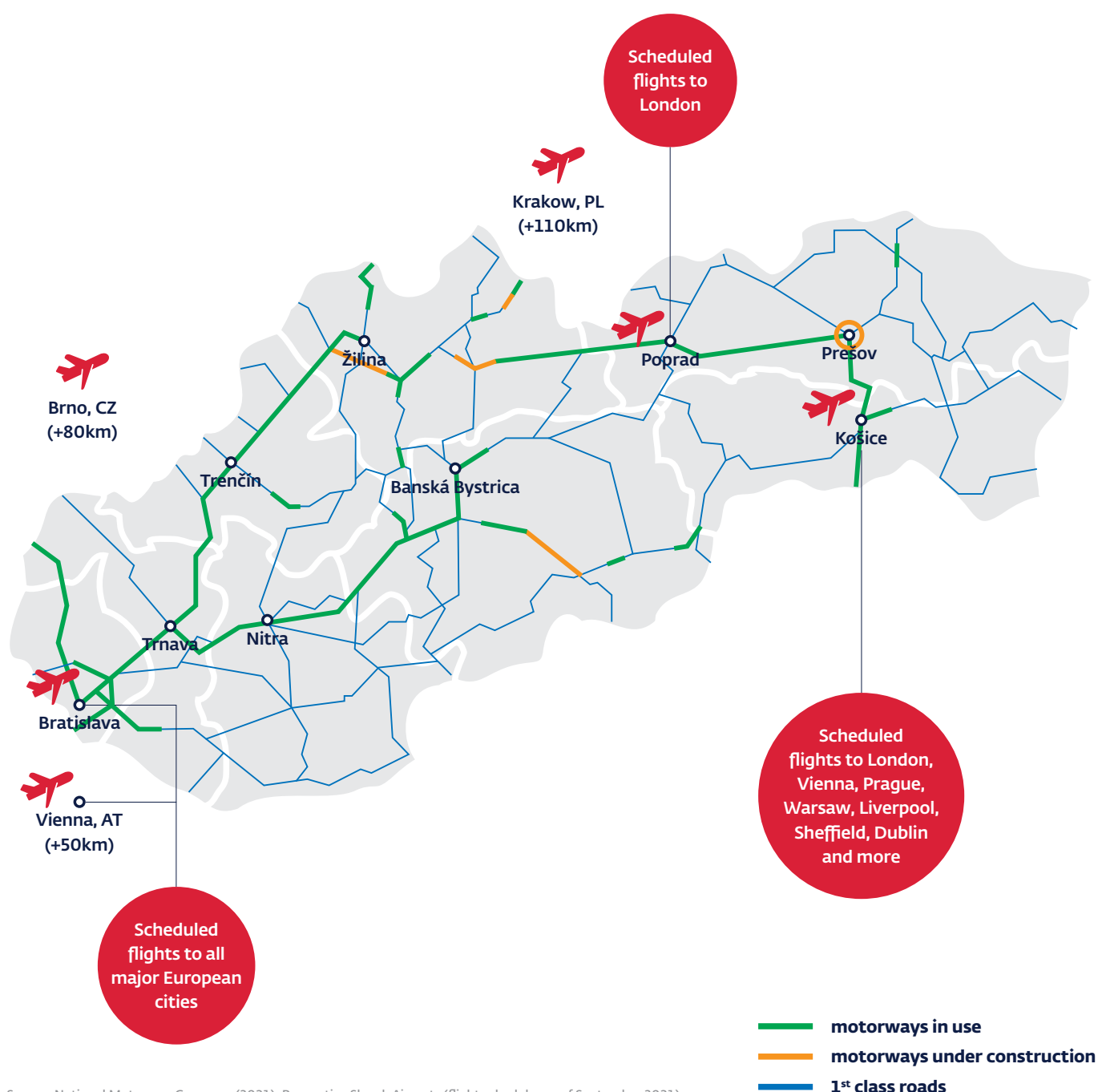
SLOVAKIA ranks as no. 12 in the world in the Open Markets Index assessing openness to trade, trade policy settings, FDI openness and trade-enabling infrastructure.





# Dynamically Developing Infrastructure

**SLOVAKIA's** national roads network provides safe and efficient travel as well as fast and reliable transportation of goods.




Source: National Motorway Company (2021); Respective Slovak Airports (flight schedules as of September 2021)

# Productive & Skilled Labour Force

In **SLOVAKIA**, investors can find workforce which excels in three major areas — productivity, qualification & labour costs. **SLOVAKIA** is a regional leader in labor productivity, while still remaining cost-competitive on the regional as well as the European level.



## LABOUR PRODUCTIVITY IN CEE (USD) GDP per hour worked



## AVERAGE GROSS MONTHLY SALARIES





# Interesting Facts & Rankings



1

## AMONG WORLD LEADERS IN AUTOMATION

Slovakia belongs to TOP 17 countries with the highest number of installed robots in the production industry per 10,000 employees.

2

## FDI & TECHNOLOGY TRANSFER LEADER IN CEE

Slovakia is CEE leader in the extent of bringing new technology to host country (17/132 Global Ranking).

3

## THE HIGHEST PROPORTION OF HIGHER ADDED-VALUE JOBS

The employment in high- and medium-high technology manufacturing sectors and in knowledge-intensive services as a share of total employment is the highest in the region.

4

## CONSTRUCTIVE LABOUR RELATIONS

Slovakia records the lowest number of lost working days due to industrial actions in Europe (per 1,000 employees).

5

## HARD-WORKING LABOUR FORCE

Slovakia has the highest percentage of people working at night & weekends in CEE.

Sources: Productivity statistics: OECD (2020); Salaries Data: National Statistical Offices of Respective Countries (salaries as of 2020); Automation: International Federation Of Robotics (2019 — latest available data); Higher Added-Value Jobs As a % Of Total Employment: Eurostat (2020); Industrial Actions: European Trade Union Institute (2020); FDI & Technology Transfer: World Economic Forum, The Global Talent Competitiveness Index 2020; People Working At Night & Weekends: Eurostat (2020)

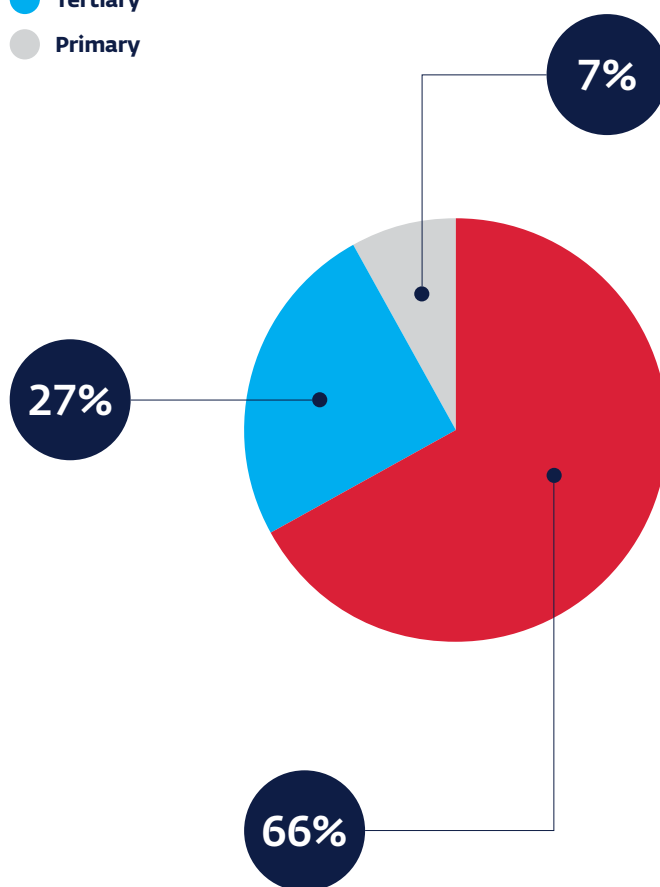
# Education & Language Competencies

**SLOVAKIA** has a well-established system of secondary schools and 34 universities and colleges preparing students for a successful entry to the labour market in line with employer's requirements.



## THE HIGHEST ATTAINED EDUCATION (25—64 years population)

- Secondary
- Tertiary
- Primary



Source: Eurostat (data for 2020)



## SECONDARY EDUCATION

93%

### One Of the Most Educated Workforce

The proportion of 25—64 years old people with at least secondary level qualification, compared to an EU average of 79%.



### Dual Education

The Slovak Government fully implemented a new dual education framework facilitating shared theoretical education in schools and practical training in companies. Companies joining the new scheme have the advantage of not only benefiting from a prepared and qualified labor force, but also of the possibility to utilize a related tax relief.

More than 1,070 companies and 8,400 students joined the dual education in 2020.



95%

English



39%

German



12%

Russian



5%

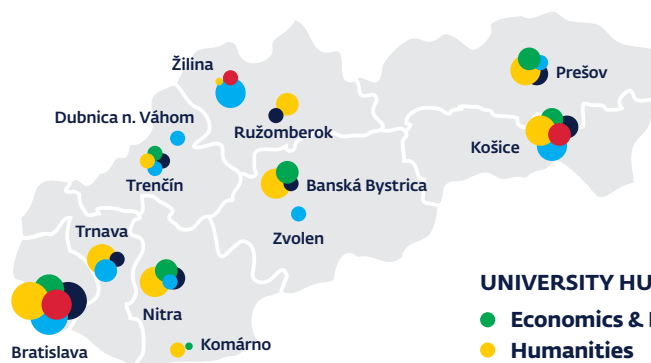
Spanish

THE MOST COMMON FOREIGN LANGUAGES TAUGHT AT SLOVAK SECONDARY SCHOOLS

## TERTIARY EDUCATION

### High Share Of STEM Profiles

Every 4<sup>th</sup> 25—64 years old tertiary-educated adult studied sciences, technology, engineering and mathematics (STEM) programs.



#### UNIVERSITY HUBS

- Economics & Business
- Humanities
- IT
- Technical (including IT study programmes)
- Other

2019  
2020137,000  
students37,000  
graduates



# Pillars of the Slovak Economy

**SLOVAKIA** prides itself on its industrial heritage which has provided a stable base for the development of certain sectors such as automotive or electronics.



Over the last decade, global corporations representing various sectors have selected **SLOVAKIA** as the top location for their expansion in the CEE region.



**SLOVAKIA** is one of the most industrialized countries in the EU

## 01 AUTOMOTIVE

Automotive industry has a strong tradition in Slovakia, it has been the driving force of the economy and important source of foreign direct investment especially in the past 20 years. Moreover, **SLOVAKIA** is well located within the European automotive hub.

**ca. 1 million**  
vehicles produced  
in 2020

**270,000**  
people employed directly  
& indirectly in the automotive  
industry

**48%**  
share of automotive  
industry on total industrial  
production

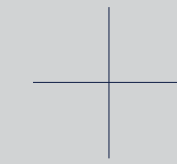
Apart from the four operating carmakers, the Slovak automotive industry is also defined by its well developed and high quality supplier network. As **SLOVAKIA** is well located within the European automotive production hub, Tier 1—2 suppliers can also benefit from a wider regional market.



Currently, 13 electric or partly electric models are being produced in **SLOVAKIA**. There is also a growing number of e-mobility suppliers.



**1<sup>st</sup> place**  
in the world in  
the car production  
per 1,000  
inhabitants



The Machinery & Equipment Industry (MEI) in SLOVAKIA represents one of the key pillars of the Slovak economy. It has a strong historical background and maintains its stable position in the Slovak industry.

## 02 MACHINERY & EQUIPMENT INDUSTRY

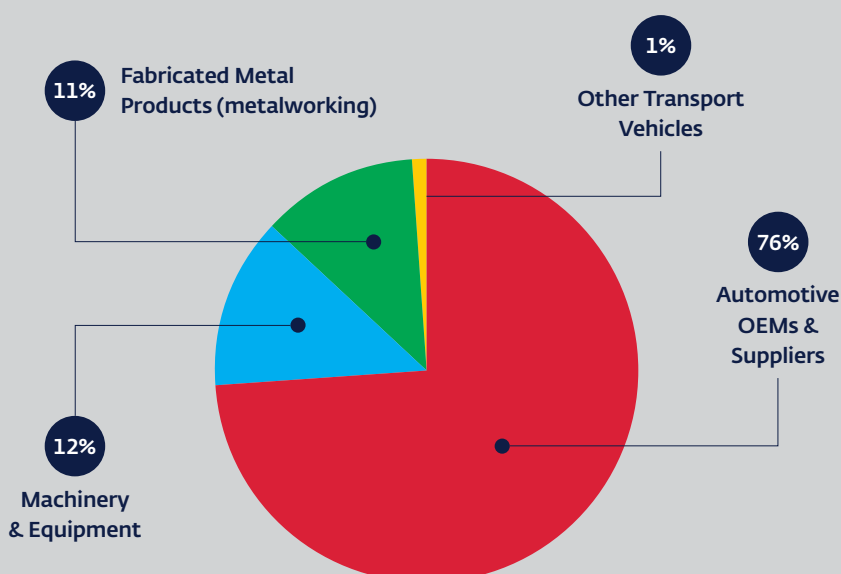
The MEI sector is of crucial importance, not only because of its contribution to the GDP and foreign trade balance, but also for its potential to create jobs and generate innovations.

**€ 41 BN.**  
sales revenue

**39%**  
of all industrial  
jobs

**924+**  
companies active  
in the sector (20+ FTEs)

### DIFFERENT SUBSECTORS OF MEI (based on turnover)



The MEI in SLOVAKIA is closely linked to the automotive industry which is the highest contributor to investments in SLOVAKIA. However, it is not the only driver of the sector. Other crucial subsectors of the MEI are machinery, metalworking and production of other transportation vehicles.

Source: Statistical Office of the SR, Yearbook of Industry of the SR 2020, SARIO




03 AEROSPACE

In the space sector, SLOVAKIA follows up on its decades of experience in international research programmes as well as participating in two manned space missions.



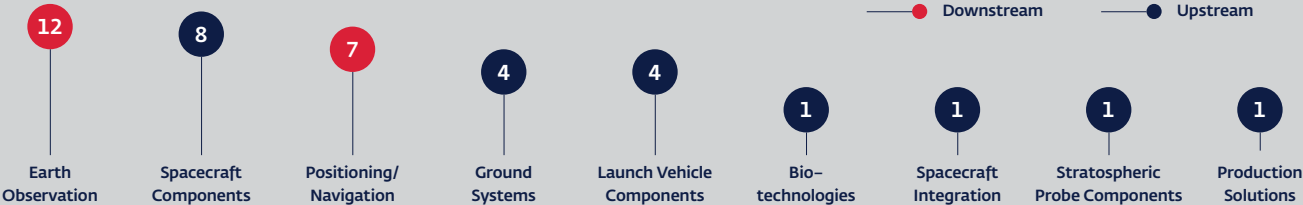
40+  
companies directly  
involved in the space sector  
with 40+ more active in  
related areas

€ 108+ MIL.  
revenues generated  
by companies directly  
involved in the space  
sector



SLOVAKIA'S researchers have been actively involved in major international missions including Rosetta, BepiColombo, JUICE or JEM-EUSO. These solid research capacities along with a strong base of companies working with electronics, high-precise machinery, progressive materials & ICT have contributed to the recent dynamic growth of space industry.

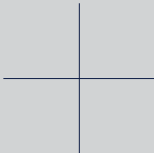
NUMBER OF COMPANIES DIRECTLY INVOLVED IN SPACE SECTOR



The Slovak aviation industry builds on an old tradition of Slovak inventions, such as early 20<sup>th</sup> century parachute or late 19<sup>th</sup> century helicopter prototype.

€ 84 MIL.  
revenues generated by  
the aviation sector

1,235  
employees in aircraft  
production, maintenance  
& training



Currently, the sector is represented by companies developing and producing fast ultralight aircrafts, gyrocopters or even several prototypes of flying cars, as well as innovative training simulators and ICT systems.



Source: SARIO Materials

The Slovak EECI reflects both — traditional electronics manufacturing (power generators, telephones, radios, etc.) and new trends especially connected to the growing automotive industry (electric motors, microelectronics, sensors).

**SLOVAKIA**  
has over 120 years  
of experience in  
electronics & electrical  
components  
industry



## 04 ELECTRONICS & ELECTRICAL COMPONENTS

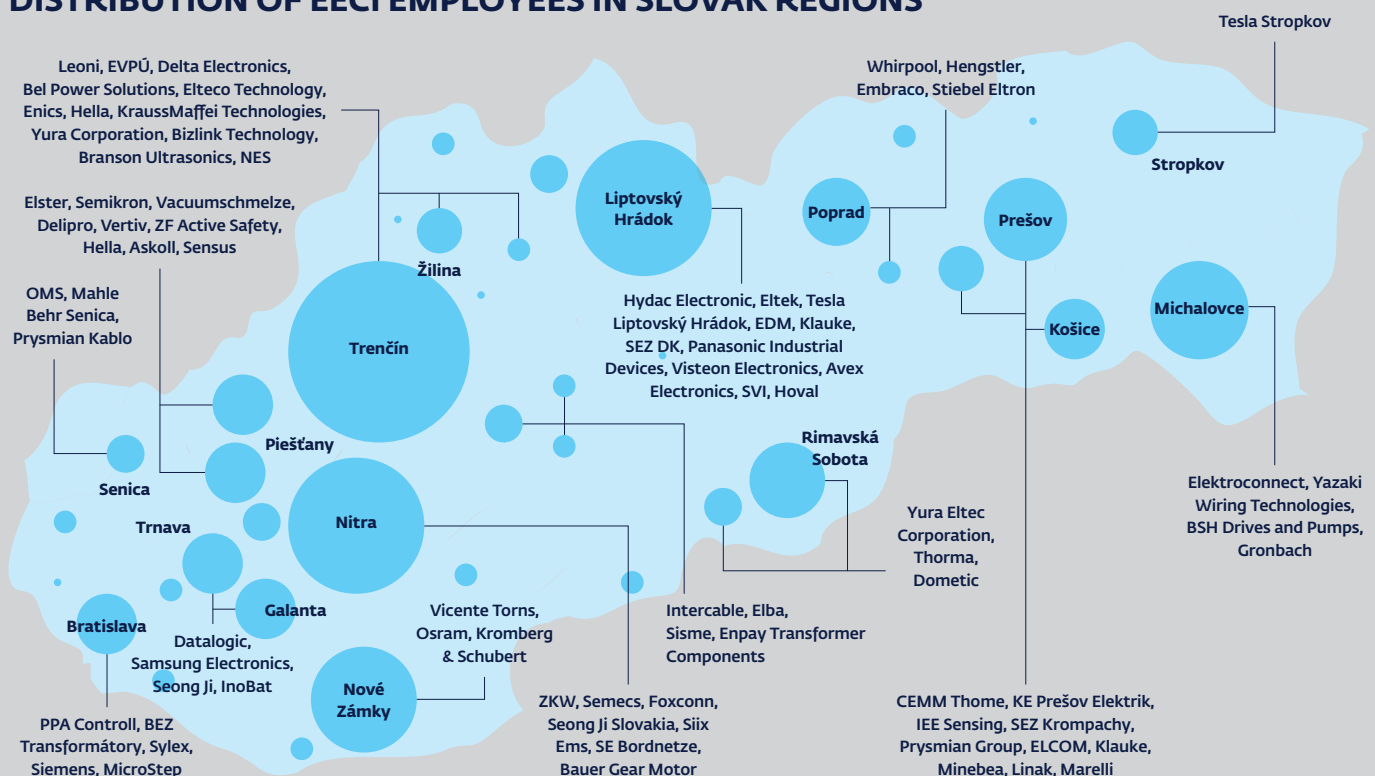
The electronics & electrical components industry (EECI) is one of the strongest contributors to the country's GDP and is also one of the biggest employers in the country.

**9%**  
share of EECI on total  
manufacturing production

**45,000+**  
people employed in  
the EECI

**222**  
companies in EECI  
(20+ FTEs)

### DISTRIBUTION OF EECI EMPLOYEES IN SLOVAK REGIONS



Source: Statistical Office of the SR, Yearbook of Industry of the SR 2020, SARIO

## 05 CHEMICAL & PHARMACEUTICAL INDUSTRY

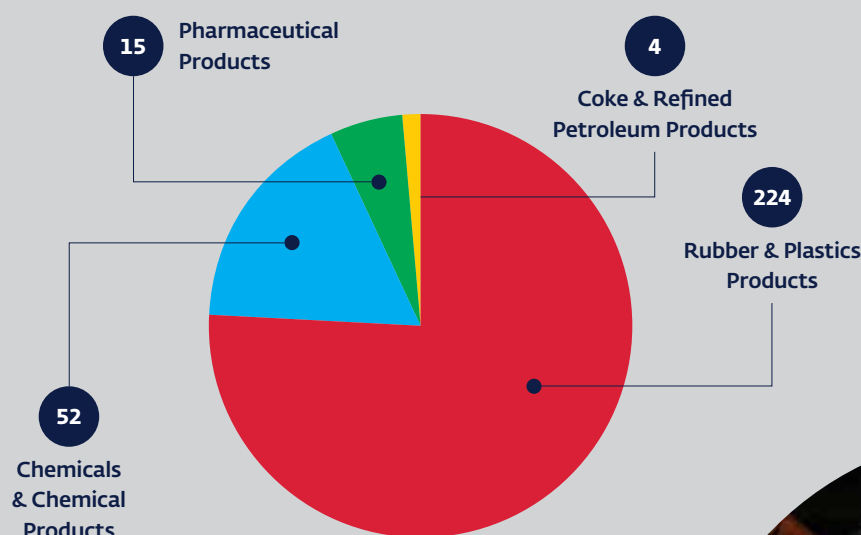
The chemical industry has traditionally been one of the largest sectors of the Slovak economy. This industry includes a diversified portfolio of hundreds of different products ranging from petrochemicals, rubber and plastic products to pharmaceuticals.

**€ 10 BN.**  
revenues of the  
chemical industry\*

**45,000**  
people employed  
in chemical industry\*

**11%**  
share of the chemical industry on  
the industrial production\*

### NUMBER OF COMPANIES DIRECTLY INVOLVED IN CHEMICAL & PHARMACEUTICAL INDUSTRY (only the companies with 20+ employees are included)



#### INNOVATIVE

**SLOVAK BIOTECH COMPANIES**  
MultiplexDX creates & develops 98% accurate revolutionary cancer diagnostic tests. Glycanostics develops prostate diagnostic products with 95%+ accuracy, as well as assay kits for other types of cancer and non-oncological diseases.

### TOP COMPANIES FROM CHEMICAL & PHARMACEUTICAL INDUSTRY

**RUBBER & PLASTICS**  
Continental Matador Rubber,  
Chemosvit Folie, ContiTech  
Vibration Control

**CHEMICALS & CHEMICAL PRODUCTS**  
Duslo, Fortischem, BASF,  
Meroco

**PHARMACEUTICAL INDUSTRY**  
Saneca Pharmaceuticals,  
Biotika, HBM Pharma,  
Imuna Pharm

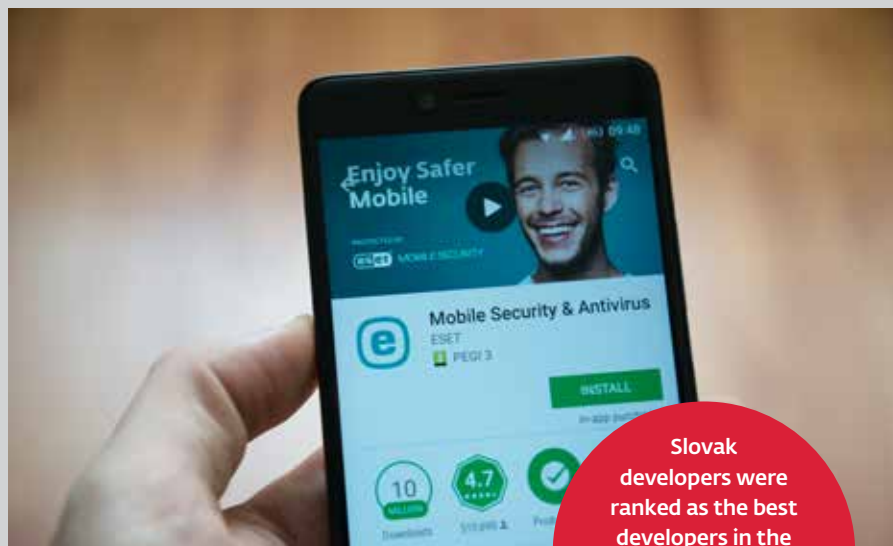
**COKE & REFINED PETROLEUM**  
Slovnaft, Probugas



\*The data include all subsectors: Coke & refined petroleum products, chemicals & chemical products, pharmaceutical products and rubber & plastic products.  
Sources: Statistical Office of the Slovak Republic, Yearbook of Industry of the SR 2020



The majority of IT services in SLOVAKIA are provided by service centers and software houses. On top of that, traditional activities of telecommunication operators are gradually expanding beyond their standard services and building a more diversified portfolio is becoming an integrated part of their business.



Slovak developers were ranked as the best developers in the world as measured by programming skills testing program

## 06 INFORMATION & COMMUNICATION TECHNOLOGIES

The information & communication technologies (ICT) sector has a solid position in the Slovak economy. This is demonstrated by the presence of foreign owned companies such as Deutsche Telekom IT & Telecommunications, Asseco, Accenture, Soitron, Atos as well as strong domestic companies such as Eset, Sygic.

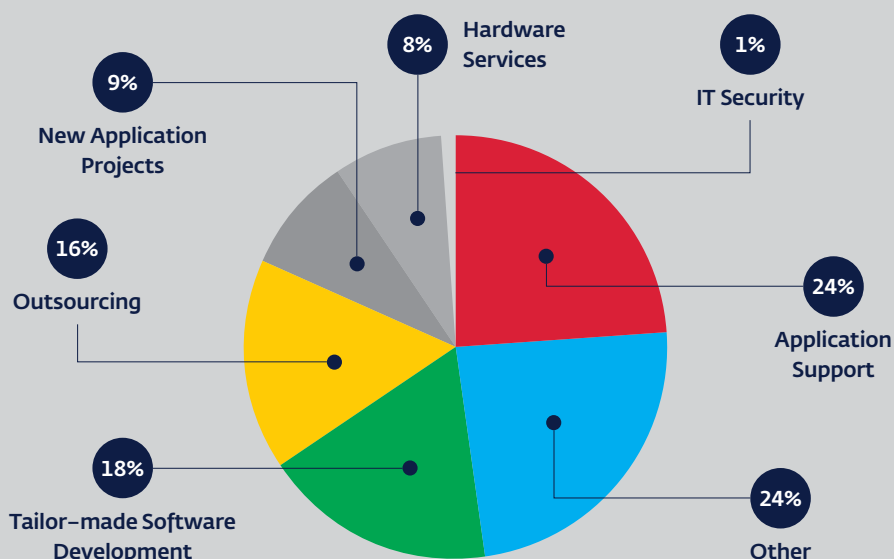
**4.4%**  
ICT contribution to  
Slovak GDP

**100,000+**  
jobs in ICT  
sector

**63**  
games development  
companies & studios

### IT SERVICE MARKET IN SLOVAKIA

ICT technologies became an integrated part of the daily life in SLOVAKIA. Their role continues to grow which is reflected by steadily raising adaptability of the Slovak population to ICT technologies.



## 07 BUSINESS SERVICE CENTER (BSCs)

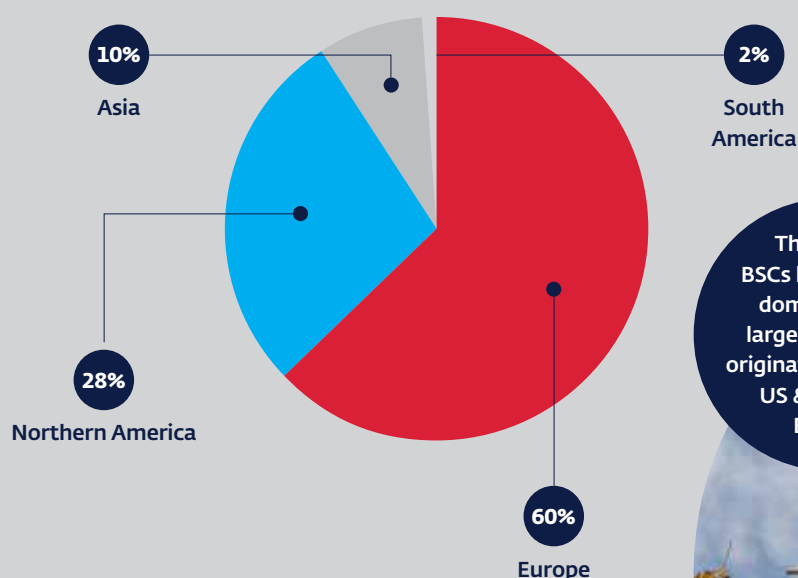
Thanks to the availability of labour force and its language skills BSCs in SLOVAKIA are evolving towards centers with higher added-value with greater emphasis on quality of their services.

**68+**  
BSCs already  
established in Slovakia

**39,000+**  
people employed  
by BSCs

**80%**  
centers provide  
higher added value functions  
& transactional processes

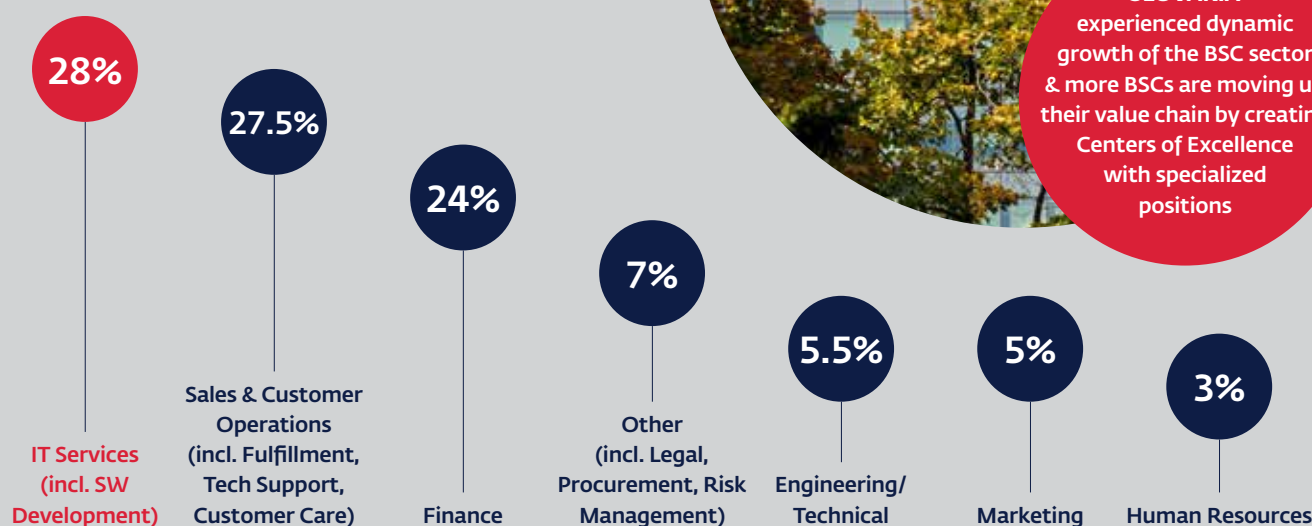
### COUNTRY OF ORIGIN



**TOP BUSINESS SERVICES CENTERS IN SLOVAKIA**  
Deutsche Telekom Systems Solutions, Adient, Henkel, Swiss Re, Accenture, IBM, Dell, AT&T, Johnson Controls, DXC Technology

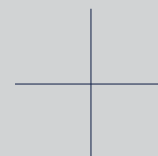

The Slovak BSCs landscape is dominated by large companies originating from the US & Western Europe

### AREAS OF OPERATION



**SLOVAKIA**  
experienced dynamic growth of the BSC sector & more BSCs are moving up their value chain by creating Centers of Excellence with specialized positions

Source: ICT: Statistical Office of the Slovak Republic, Yearbook of Industry of the SR 2020; SARIO calculations based on Finstat 2021, Trend 2019  
BSCs figures: AmCham Business Service Center Forum Survey, 2021; SARIO, 2021



#### RIS3 — NATIONAL R&D SPECIALISATION STRATEGY

National R&D Specialisation Strategy is focused on innovation support through cooperation between enterprises and research institutions in key sectors of the Slovak economy.

RIS3 identifies following priorities linked to R&D funding — material research and nanotechnology, biomedicine and biotechnology, ICT including electronics.

## 08 RESEARCH & DEVELOPMENT

As a top priority, the Government of the Slovak Republic is determined to attract and support investments with high added value and innovation potential.

**30% of all outputs in international scientific journals on material research originates from SLOVAKIA**

### KEY FACTS WHY TO CONSIDER SLOVAKIA FOR R&D

**1**

Highly qualified labour force at affordable costs

**2**

Many production plants in high-tech industries

**3**

Established cooperation between companies & local universities

**4**

Broad R&D and innovation network

**5**

Presence of R&D centres & technology clusters

**6**

R&D incentives



## 09 SLOVAK INDUSTRY 4.0 SOLUTIONS

**SLOVAKIA** belongs to TOP 20 countries with the highest number of installed industrial robots in the manufacturing industries per employee. Such background generates a significant potential for product and process innovations as well as an implementation of the latest Industry 4.0 solutions.

### SARIO INNOVATION SERVICES

Matching platform of SARIO, connecting the needs of large investors established in Slovakia with capacities and competencies of advanced and innovative Slovak technology companies.

**300+**  
innovative companies  
in our database

**30**  
innovation events since  
September 2017

**170+**  
presentations of shortlisted  
Slovak companies

### SLOVAK INNOVATIVE COMPANIES MAINLY FOCUS ON, BUT ARE NOT LIMITED TO

#### 01 INDUSTRY

automation, predictive maintenance, quality control, digital factory solutions

#### 02 PRODUCT DEVELOPMENT

design, prototyping, testing, tooling

#### 01 SERVICES SECTOR

software automation, outsourcing, cybersecurity, big data and AI

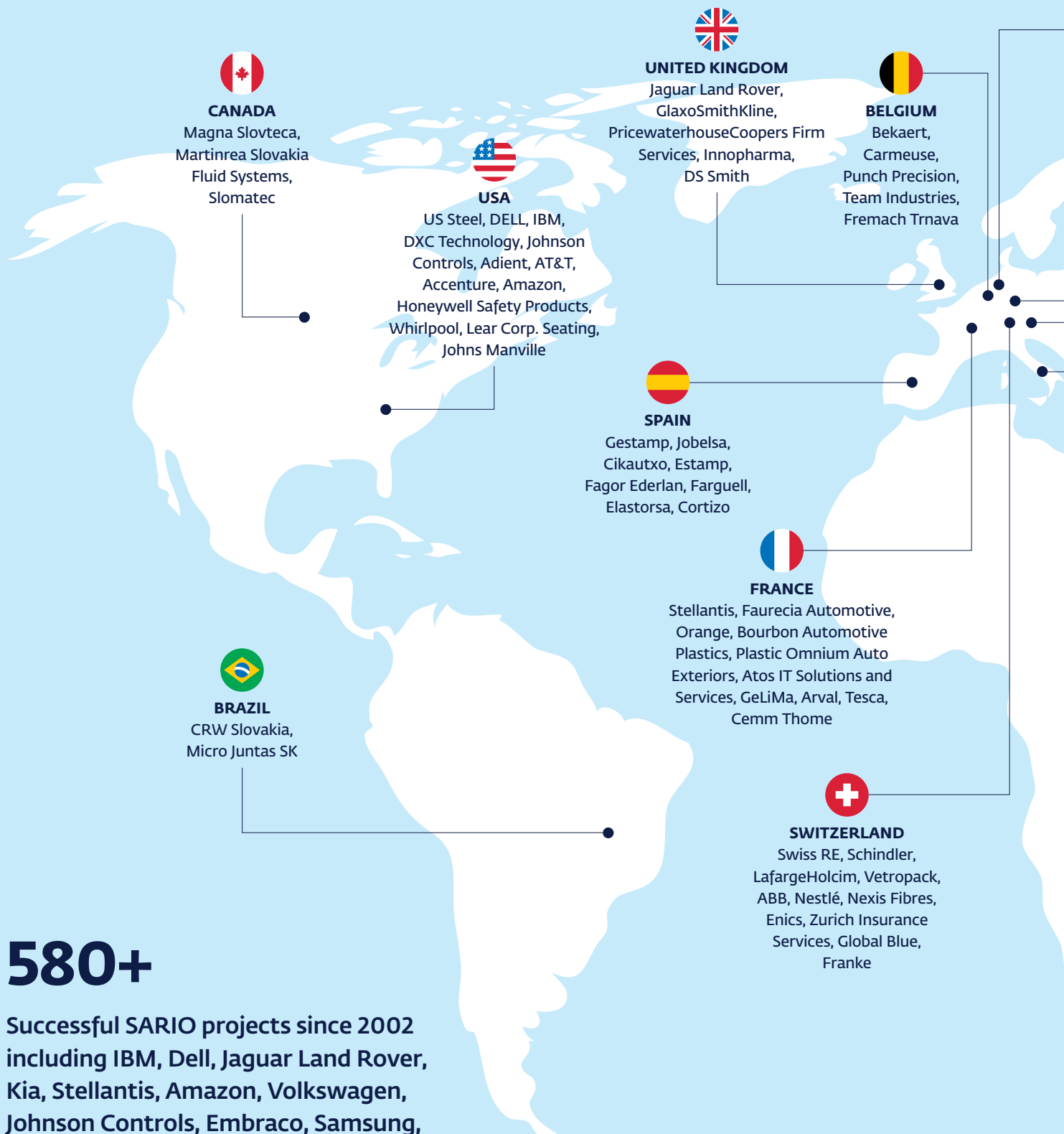
Slovak Ministry of Economy has approved Action Plan for Smart Industry already in 2018

Source: SARIO (2021); International Federation of Robotics (2020)



**EXAMPLES OF UNIQUE SLOVAK SOLUTION PROVIDERS**  
Tangent Works, Anasoft, Trivita Data, Brain IT, Ditis, Photoneo, Marpex, IxWorx Dorps, CEIT, Sova Digital, Matador Automation, Infotech, Manex, Rossum Integration, eDocu, MTS, Bost—Stimba, Igrow, Merchant

# Success Stories in Slovakia



## 580+

Successful SARIO projects since 2002  
including IBM, Dell, Jaguar Land Rover,  
Kia, Stellantis, Amazon, Volkswagen,  
Johnson Controls, Embraco, Samsung,  
Honeywell, Minebea and others.

**SLOVAKIA** has been the final investment destination for several hundreds successful projects from various countries and in a wide range of industrial sectors.

**NETHERLANDS**

Heineken, ING Business Shared Services, Biotika, Inalfa Roof Systems, Van Doren Engineers Slovakia, AAF International

**GERMANY**

Siemens, Volkswagen, Brose, Covestro, T-Systems, Schaeffler, Leoni, Mahle, Hella, KUKA, Osram, ZF, Evonik Fermas, Deutsche Telekom, Continental, Vaillant

**AUSTRIA**

MIBA Sinter, Neuman Aluminium, ZKW, Uniq4Ward RSC Raiffeisen Service Centre

**SOUTH KOREA**

KIA, Samsung, Mobis, YURA, Sungwoo Hitech, Hyundai Steel, Donghee Slovakia

**CHINA**

Lenovo, Yanfeng, Huawei, Mesnac, Boge Elastmetall, Leyard Europe

**JAPAN**

Minebea, SE Bordnetze, Panasonic Industrial Devices, Yazaki, Marelli, Akebono, U-Shin, SIIX EMS, Brother Industries

**ITALY**

Marelli, Brovedani, SISME, Bonfiglioli, MTA, Mevis, Lombardini, C.I.M.A.

**TAIWAN (CHINA)**

AU Optronics, Foxconn, Delta Electronics

**EXAMPLES OF  
FOREIGN INVESTORS  
WITH R&D OPERATIONS**

Adient, Yanfeng, Brose, Osram, Siemens, BSH, Honeywell, Embraco





# Investment Incentives

## MAXIMUM REGIONAL INTENSITIES OF INVESTMENT INCENTIVES IN SLOVAKIA

- additional 10% for medium-sized enterprises
- additional 20% for small and micro-sized enterprises
- additional 10% for investment projects carried out in regions included in Just Transition Plan

### INDUSTRIAL PRODUCTION

Minimum conditions (investment amount, number of newly created jobs and share of new technology) are subject to the unemployment rate in the selected district and forms of aid required.

If applying for income tax relief, the following criteria have to be met in regards to particular districts category:

- 3 mil. EUR and 60% share of new technology
- 1.5 mil. EUR and 50% share of new technology
- 0.75 mil. EUR and 40% share of new technology
- 0.1 mil. EUR and 30% share of new technology
- Expansion includes minimum increase in the production volume or turnover by at least 15%

Direct forms of aid are also available, different conditions apply.

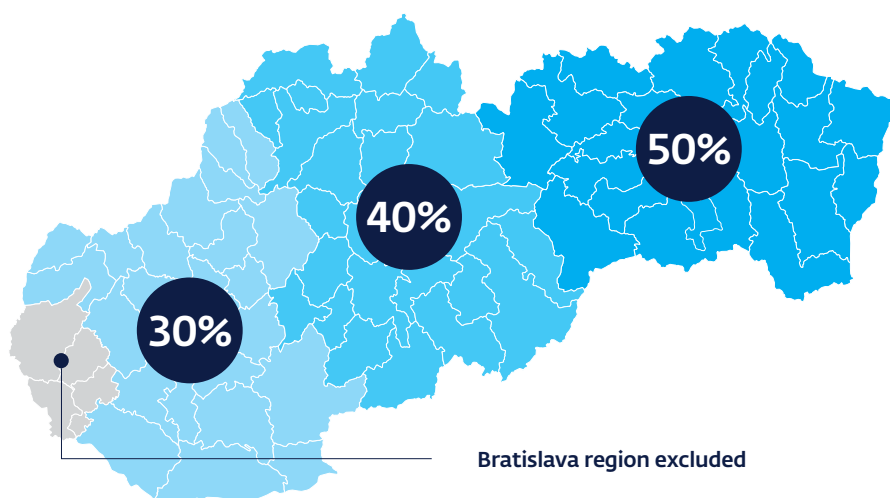
### TECHNOLOGY CENTERS

- Minimum investment of 100 ths. EUR on fixed assets in all regions
- Minimum of 10 newly created jobs
- Minimum 1.7 fold of average salary in the district paid to new employees

### SHARED SERVICES CENTERS

- Minimum of 25 newly created jobs
- Min 1.5 fold of average salary in the district paid to new employees

\*In case of Technology centers or Shared Services Centers, conditions differ for projects from 'Priority areas'. Minimum conditions for SMEs are in principle lowered by half. Please contact us at [invest@sario.sk](mailto:invest@sario.sk) for more information.



### ELIGIBLE PROJECTS

The Act on Investment Incentives divides the projects, which may be supported, into four categories:

- Industrial production
- Technology Centers
- Combined Projects of Industrial Production and Technology Center
- Shared Services Centers

### ELIGIBLE COSTS

- Costs of land acquisition
- Costs of buildings acquisition & construction
- Costs of new technological equipment and machinery acquisition
- Intangible long-term assets — licences, patents, etc.
- Rent of new land/building **or**
- Total wage costs of all new employees calculated over a period of 2 years

### FORMS OF INVESTMENT INCENTIVES

- Corporate income tax relief
- Cash grant
- Contributions for the newly created jobs
- Rent/Sale of real estate for a discounted price

The primary goal of the investment incentives is to motivate investors to place their new projects in regions with higher unemployment and to attract projects with higher added value.

Positive regional contribution of a new investment projects shall be concluded based on these categories — investment location, number of jobs created, average gross monthly salary of new employees, expected added value and possible qualification of a project respecting definition of a priority area.





## AIM INVESTMENT AWARDS DUBAI 2017

CEE & TURKEY REGION  
Best Investment Promotion  
Agency in 2016



# SARIO Profile

Slovak Investment & Trade Development Agency (SARIO) is a governmental investment and trade promotion agency of the Slovak Republic. The agency was established in 2001 and it operates under the Slovak Ministry of Economy.

## 01 INVESTMENT SERVICES

### FOR POTENTIAL INVESTORS

- investment environment overview
- assistance with investment projects implementation
- starting a business consultancy
- sector and regional analyses
- investment incentives consultancy
- site location & suitable real estate consultancy

### FOR ESTABLISHED INVESTORS

- identification of local suppliers, service providers
- assistance with expansion preparation and execution
- assistance with Industry 4.0 solutions and R&D implementation

## 02 FOREIGN TRADE SERVICES

### IF YOU ARE LOOKING FOR

- Slovak supplier or sub-contractor
- information about Slovak export/trade environment
- sourcing opportunities
- forming a joint venture, production cooperation or other forms of partnership with a Slovak partner

### SERVICES FOR EXPORTERS

- information on foreign territories
- customized search for foreign partners
- on-line database of business opportunities
- export Training Centre
- subcontracting assistance

## 03 INNOVATION SOURCING

- matching local tech companies with the operations of large companies that plan to implement innovative solutions to streamline and optimize their processes
- focused mostly on Industry 4.0 solutions such as digitalization, intelligent automation, and robotics as well as advanced and complex IT solutions for various industries
- based on a database of more than 300 local tech companies which is constantly updated and expanded

## 04 DIVERSIFICATION ACTIVITIES

- aimed at supporting diversification of the Slovak economy towards high-tech areas with significant growth potential
- systematic building of a knowledge base about these sectors with an aim of increasing their visibility and attractiveness for prospective investors
- focused mainly on such sectors as space, aviation, smart & green mobility, medtech, greentech, gaming, smart cities, data centers, and the hydrogen economy



**SARIO IS YOUR ONE-STOP SHOP FOR INVESTMENT & TRADE IN SLOVAKIA.  
TALK TO US TODAY!**

---

**SLOVAK INVESTMENT AND TRADE DEVELOPMENT AGENCY**

Mlynské nivy 44/b | 821 09 Bratislava | Slovakia  
invest@sario.sk | trade@sario.sk

**COPYRIGHT©2022 SARIO**

The information in this publication needs to be in every case double-checked to ensure that it is up to date. For production of this publication public domain images were used where the source of the image is not credited.

**ISBN 978-80-89786-17-6**

**[www.sario.sk](http://www.sario.sk)**